Western Technologies Inc.

LIMITED LEAD-BASED PAINT INSPECTION

ELOY PRIMARY SCHOOL – CAMPUS ROOF RESTORATIONS AND BUILDING WEATHERIZATION PROJECT
1000 North Curiel Street
Eloy, Arizona 85131
WT Reference No. 2188JH269

PREPARED FOR:
Eloy Elementary School District
1011 North Sunshine Boulevard
Eloy, Arizona 85131
Attn: Edward Sauceda and Ruby James

August 8, 2018

Theodore Stude
Environmental Scientist

Vicky L. Aviles, AEP, CIAQM
Senior Environmental Project Manager/ Principal II

SURVEY INFORMATION SUMMARY

Consulting Firm:	Western Technologies Inc. 3737 East Broadway Road Phoenix, Arizona 85040 (602) 437-3737
Current Property Owner:	Pinal County School District 11 Eloy
Site Address:	1000 North Curiel Street Eloy, Arizona 85131
Site APN:	405051750
Facility Description:	Elementary School
Date(s) of Construction:	1953-2005
Date of Inspection:	August 6, 2018
Name of EPA Accredited Assessor/Inspector:	Theodore Stude
Certification Number & Expiration:	LBP-R-102140-1, Exp. 04-05-2020
EPA Corporation Lead Certification:	Western Technologies LBP-2695-1, Exp. 02-10-2021
Number of Samples Locations & Date Analyzed:	211 (08-06-2018)
Methods of Analysis:	X-Ray Fluorescence Analyzer (XRF) Niton XLp 300A Serial No: 105775
Lead-Containing Materials:	None
Lead-Based Paint:	None

August 8, 2018

Eloy Elementary School District
1011 North Sunshine Boulevard
Eloy, Arizona 85131

Attn: Edward Sauceda and Ruby James

Re: Environmental Services WT Job No. 2188JH269
Limited Lead-Based Paint Inspection
Campus Roof Restorations and Building Weatherization Project
Eloy Primary School
1000 North Curiel Street
Eloy, Arizona 85131

INTRODUCTION

Western Technologies Inc. (WT) presents the results of the lead-based paint inspection of the Eloy Primary School located at 1000 North Curiel Street in Eloy, Arizona (Site). WT was authorized by Edward Sauceda and Ruby James with Eloy Elementary School District to perform these services according to the scope of work under WT's Proposal/Agreement for Environmental Services (WT Ref. No. 2188PH436) dated July 13, 2018. The scope of work included WT providing an EPA certified lead inspector/risk assessor to visit the Site and utilize a Niton XRF, direct reading lead analyzer, to test painted surfaces associated with 11 buildings' roofs and exteriors prior to renovations.

BUILDING DESCRIPTIONS

Building Identification (ID) on WT Figure A – Labels given to the 11 buildings on Figure A, attached to this report.

Building ID on RPA Plans – Labels given to the 11 buildings on plans by Robert Polcar Architects, Inc (RPA) for Campus Roof Restorations and Building Weatherizations, Project No. 110411103-9999-008-BRG, dated 08/XX/2018.

Building Use – The observed use of the 11 buildings during the inspection.

Building ID on WT Figure A	Building ID on RPA Plans	Building Use
Building 5	Building "H"	Administration Offices
Building 6	Building "A" (west of breezeway)	Classrooms 5, 6, 7, and Restrooms
Building 7	Building "A" (east of breezeway)	Classrooms 1, 2, 3, and 4

Building ID on WT Figure A	Building ID on RPA Plans	Building Use
Building 8	Building "B" (west of breezeway)	Classrooms 12, 13, 14, and Restrooms
Building 9	Building "B" (east of breezeway)	Classrooms 8, 9, 10, and 11
Building 10	Building "C" (west of breezeway)	Classrooms 19, 20, 21, and Restrooms
Building 11	Building "C" (east of breezeway)	Classrooms 15, 16, 17, and 18
Building 12	Building "D" (west of breezeway)	Classrooms 24, 25, 26, and Restrooms
Building 13	Building "D" (east of breezeway)	Classrooms 22 and 23, Library, and Teacher's Lounge
Building 14	Building "F"	Cafeteria, Kitchen, and Restrooms
Gymnasium	Building "G"	Gymnasium and Restrooms

INSPECTION

On August 6, 2018, Theodore Stude, EPA Certified Lead Inspector/Risk Assessor, conducted the lead-based paint inspection. The exterior painted surfaces of the primary school were mostly intact, with a few surfaces in fair condition.

The WT inspector collected 211 XRF readings from painted surfaces associated with 11 buildings' roofs and exteriors. No materials or painted areas tested were found to have positive lead readings. Please refer to the attachments in Appendix A for the following: Sample Reading Location Diagrams, XRF Calibration Check Test Results, XRF Sample Summary, and XRF Performance Characteristic Sheet.

SUMMARY OF RESULTS

No lead-containing materials or lead-based paint was identified to be associated with the 11 buildings' roofs or exteriors.

RECOMMENDATIONS

WT recommends contacting this firm if additional suspect or lead-containing materials or lead-based paint are encountered during the course of the project.

LIMITATIONS

Conditions can exist within structures and below the ground surface that are not apparent visually or disclosed by sampling data. This study is limited to the conditions expressly disclosed in this report, and it does not represent the assessment or absence of any other conditions on or affecting the Property. WT's findings are based on the assumption that the sampling locations, and the resulting data, are representative of assessed conditions. WT's interpretation, discussion and opinions of the results obtained from the referenced methods,

observed conditions, and tested samples are applicable only to the specifically tested locations at the times stated herein.

The regulatory standards referenced in this report are based on our knowledge of applicable regulatory standards in effect at the time the work was performed. WT cannot anticipate potential future changes to regulatory standards by appropriate governmental agencies.

Lead-based paint, as reported in this investigation, is defined by HUD Guidelines as paint containing 1.0 mg/cm^2 or more of lead. OSHA recognizes paint with any amount of lead to be lead containing.

WT has performed our services in accordance with our contract with our Client, utilizing the ordinary degree of skill and care practiced by other firms providing similar services in the locality of the site. No other warranty or representation expressed, or implied, is made.

CLOSURE

Thank you for the opportunity to provide services for this project. Please call our office if you have any questions concerning the inspection, the report, or to provide a quotation for additional consulting services at (602) 437-3737.

Sincerely,
WESTERN TECHNOLOGIES INC.
Environmental Services

Theodore Stude
Environmental Scientist

Vicky L. Aviles, AEP, CIAQM
Senior Environmental Project Manager/Principal II

Attachment: Figure A: 2018 Aerial Photograph

Appendix A:
Figure 1: Sample Reading Location Diagram – Building 5 (RPA Building H)
Figure 2: Sample Reading Location Diagram – Building 6 (RPA Building A)
Figure 3: Sample Reading Location Diagram – Building 7 (RPA Building A)
Figure 4: Sample Reading Location Diagram – Building 8 (RPA Building B)
Figure 5: Sample Reading Location Diagram – Building 9 (RPA Building B)
Figure 6: Sample Reading Location Diagram – Building 10 (RPA Building B)
Figure 7: Sample Reading Location Diagram – Building 11 (RPA Building B)
Figure 8: Sample Reading Location Diagram – Building 12 (RPA Building C)
Figure 9: Sample Reading Location Diagram – Building 13 (RPA Building C)
Figure 10: Sample Reading Location Diagram – Building 14 (RPA Building F)
Figure 11: Sample Reading Location Diagram – Gymnasium (RPA Building G)
XRF Calibration Check Test Results

XRF Sample Summary
XRF Performance Characteristic Sheet

Appendix B: Risk Assessor's Certification, Western Technologies' Firm Certification, and Photographic Log

ATTACHMENT

FIGURE A – 2018 AERIAL PHOTOGRAPH

ELOY ELEMENTARY SCHOOL
1000 NORTH CURIEL STREET
ELOY, ARIZONA

N	Reviewed: V. Aviles	Date: 08-06-2018
	Client: Eloy Elementary School	Prepared By: A. Smith
	Western Technologies Inc.	
	Job No. 2188JH269	Figure No. A

APPENDIX A

FIGURE 1 – SAMPLE READING GENERAL LOCATION DIAGRAM

ELOY ELEMENTARY SCHOOL
1000 NORTH CURIEL STREET
ELOY, ARIZONA 85131

BUILDING 5 (RPA BUILDING H)

NOTE:
Please see the XRF Sample Summary Sheet for substrate, color, and condition of painted materials. Wall and door samples were typically take at 4-5 feet above ground level. Reading references collected from walls, doors, and window frames are generally indicated in this figure showing the side of the structure the reading was collected from.

DIAGRAM NOT TO SCALE

LEGEND

⊗ XRF Sample General Reading Location and Reading Reference Number

N

Reviewed: V. Aviles	Date: 08-05-2018
Client: Eloy Elementary School	Prepared By: A. Smith
Western Technologies Inc.	
Job No. 2188JH269	Figure No. 1

FIGURE 2 – SAMPLE READING LOCATION DIAGRAM

ELOY ELEMENTARY SCHOOL
1000 NORTH CURIEL STREET
ELOY, ARIZONA 85131

BUILDING 6 (PRA BUILDING A – WEST)



NOTE: Please see the XRF Sample Summary Sheet for substrate, color, and condition of painted materials. Wall and door samples were typically take at 4-5 feet above ground level. Reading references collected from walls, doors, and window frames are generally indicated in this figure showing the side of the structure the reading was collected from.

DIAGRAM NOT TO SCALE

LEGEND

⊗ XRF Sample Reading General Location and Reading Reference Number

N

Reviewed: V. Aviles	Date: 08-05-2018
Client: Eloy Elementary School	Prepared By: A. Smith
Western Technologies Inc.	
Job No. 2188JH269	Figure No. 2

FIGURE 3 – SAMPLE READING GENERAL LOCATION DIAGRAM

ELOY ELEMENTARY SCHOOL
1000 NORTH CURIEL STREET
ELOY, ARIZONA 85131

BUILDING 7 (RPA BUILDING A EAST)



NOTE: Please see the XRF Sample Summary Sheet for substrate, color, and condition of painted materials. Wall and door samples were typically take at 4-5 feet above ground level. Reading references collected from walls, doors, and window frames are generally indicated in this figure showing the side of the structure the reading was collected from.

DIAGRAM NOT TO SCALE

LEGEND

⊗ XRF Sample General Reading Location and Reading Reference Number

N

Reviewed: V. Aviles	Date: 08-05-2018
Client: Eloy Elementary School	Prepared By: A. Smith
Western Technologies Inc.	
Job No. 2188JH269	Figure No. 3

FIGURE 4 – SAMPLE READING GENERAL LOCATION DIAGRAM

ELOY ELEMENTARY SCHOOL
1000 NORTH CURIEL STREET
ELOY, ARIZONA 85131

BUILDING 8 (RPA BUILDING B – WEST)



NOTE: Please see the XRF Sample Summary Sheet for substrate, color, and condition of painted materials. Wall and door samples were typically take at 4-5 feet above ground level. Reading references collected from walls, doors, and window frames are generally indicated in this figure showing the side of the structure the reading was collected from.

DIAGRAM NOT TO SCALE

LEGEND

⊗ XRF Sample General Reading Location and Reading Reference Number

N

Reviewed: V. Aviles	Date: 08-05-2018
Client: Eloy Elementary School	Prepared By: A. Smith
Western Technologies Inc.	
Job No. 2188JH269	Figure No. 4

FIGURE 5 – SAMPLE READING GENERAL LOCATION DIAGRAM

ELOY ELEMENTARY SCHOOL
1000 NORTH CURIEL STREET
ELOY, ARIZONA 85131

BUILDING 9 (RPA BUILDING B – EAST)



NOTE: Please see the XRF Sample Summary Sheet for substrate, color, and condition of painted materials. Wall and door samples were typically take at 4-5 feet above ground level. Reading references collected from walls, doors, and window frames are generally indicated in this figure showing the side of the structure the reading was collected from.

DIAGRAM NOT TO SCALE

LEGEND

⊗ XRF Sample General Reading Location and Reading Reference Number

N

Reviewed: V. Aviles	Date: 08-05-2018
Client: Eloy Elementary School	Prepared By: A. Smith
Western Technologies Inc.	
Job No. 2188JH269	Figure No. 5

FIGURE 6 – SAMPLE READING GENERAL LOCATION DIAGRAM

ELOY ELEMENTARY SCHOOL
1000 NORTH CURIEL STREET
ELOY, ARIZONA 85131

BUILDING 10 (RPA BUILDING C WEST)

NOTE: Please see the XRF Sample Summary Sheet for substrate, color, and condition of painted materials. Wall and door samples were typically take at 4-5 feet above ground level. Reading references collected from walls, doors, and window frames are generally indicated in this figure showing the side of the structure the reading was collected from.

DIAGRAM NOT TO SCALE

LEGEND

⊗ XRF Sample General Reading Location and Reading Reference Number

N

Reviewed: V. Aviles	Date: 08-05-2018
Client: Eloy Elementary School	Prepared By: A. Smith
Western Technologies Inc.	
Job No. 2188JH269	Figure No. 6

FIGURE 7 – SAMPLE READING GENERAL LOCATION DIAGRAM

ELOY ELEMENTARY SCHOOL
1000 NORTH CURIEL STREET
ELOY, ARIZONA 85131

BUILDING 11(RPA BUILDING C EAST)



NOTE: Please see the XRF Sample Summary Sheet for substrate, color, and condition of painted materials. Wall and door samples were typically take at 4-5 feet above ground level. Reading references collected from walls, doors, and window frames are generally indicated in this figure showing the side of the structure the reading was collected from.

DIAGRAM NOT TO SCALE

LEGEND

⊗ XRF Sample General Reading Location and Reading Reference Number

N

Reviewed: V. Aviles	Date: 08-05-2018
Client: Eloy Elementary School	Prepared By: A. Smith
Western Technologies Inc.	
Job No. 2188JH269	Figure No. 7

FIGURE 8 – SAMPLE READING GENERAL LOCATION DIAGRAM

ELOY ELEMENTARY SCHOOL
1000 NORTH CURIEL STREET
ELOY, ARIZONA 85131

BUILDING 12 (RPA BUILDING D – WEST)



NOTE: Please see the XRF Sample Summary Sheet for substrate, color, and condition of painted materials. Wall and door samples were typically take at 4-5 feet above ground level. Reading references collected from walls, doors, and window frames are generally indicated in this figure showing the side of the structure the reading was collected from.

DIAGRAM NOT TO SCALE

LEGEND

⊗ XRF Sample Reading General Locations and Reading Reference Numbers

N

Reviewed: V. Aviles	Date: 08-05-2018
Client: Eloy Elementary School	Prepared By: A. Smith
Western Technologies Inc.	
Job No. 2188JH269	Figure No. 8

FIGURE 9 – SAMPLE READING GENERAL LOCATION DIAGRAM

ELOY ELEMENTARY SCHOOL
1000 NORTH CURIEL STREET
ELOY, ARIZONA 85131

BUILDING 13 (RPA BUILDING D – EAST)



NOTE: Please see the XRF Sample Summary Sheet for substrate, color, and condition of painted materials. Wall and door samples were typically take at 4-5 feet above ground level. Reading references collected from walls, doors, and window frames are generally indicated in this figure showing the side of the structure the reading was collected from.

DIAGRAM NOT TO SCALE

LEGEND

⊗ XRF Sample Reading General Locations and Reading Reference Numbers

N

Reviewed: V. Aviles	Date: 08-05-2018
Client: Eloy Elementary School	Prepared By: A. Smith
Western Technologies Inc.	
Job No. 2188JH269	Figure No. 9

FIGURE 10 – SAMPLE READING GENERAL LOCATION DIAGRAM

ELOY ELEMENTARY SCHOOL
1000 NORTH CURIEL STREET
ELOY, ARIZONA 85131

BUILDING 14 (RPA BUILDING F)



NOTE: Please see the XRF Sample Summary Sheet for substrate, color, and condition of painted materials. Wall and door samples were typically take at 4-5 feet above ground level. Reading references collected from walls, doors, and window frames are generally indicated in this figure showing the side of the structure the reading was collected from.

DIAGRAM NOT TO SCALE

LEGEND

⊗ XRF Sample Reading General Location and Reading Reference Numbers

N

Reviewed: V. Aviles	Date: 08-05-2018
Client: Eloy Elementary School	Prepared By: A. Smith
Western Technologies Inc.	
Job No. 2188JH269	Figure No. 10

FIGURE 11 – SAMPLE READING GENERAL LOCATION DIAGRAM

ELOY ELEMENTARY SCHOOL
1000 NORTH CURIEL STREET
ELOY, ARIZONA 85131

GYMNASIUM (PRA BUILDING G)



NOTE: Please see the XRF Sample Summary Sheet for substrate, color, and condition of painted materials. Wall and door samples were typically take at 4-5 feet above ground level. Reading references collected from walls, doors, and window frames are generally indicated in this figure showing the side of the structure the reading was collected from.

DIAGRAM NOT TO SCALE

LEGEND

⊗ XRF Sample Reading General Location and Reading Reference Number

N

Reviewed: V. Aviles	Date: 08-05-2018
Client: Eloy Elementary School	Prepared By: A. Smith
Western Technologies Inc.	
Job No. 2188JH269	Figure No. 11

XRF CALIBRATION CHECK TEST RESULTS

Site Address: 1000 North Curiel Street, Eloy, Arizona WT JOB NO: 2188JH269

XRF Make/Model/Serial Number: Niton XLp 300A/ 105775

Operators Name & Signature: Theodore Stude, EPA Lead Inspector / Risk Assessor

Calibration Check Tolerance Used 1.0 ± 0.2

Pre Calibration Check

Red NIST SRM 1.0 ± 0.2 mg/cm^2				
1st Reading	2nd Reading	3rd Reading	1st Average	
1.2	1.2	1.2	1.2	
Time: 6:55 am	Time: 6:56 am	Time: 6:56 am		
				Difference between 1st average & Standard +0.2

Calibration Check

Red NIST SRM 1.0 ± 0.2 mg/cm^2				
1st Reading	2nd Reading	3rd Reading	2nd Average	
0.9	0.9	1.2	1.0	
Time: 10:41 am	Time: 10:41 am	Time: 10:41 am		
				Difference between 2nd average & Standard 0.0

Post Calibration Check

Red NIST SRM 1.0 ± 0.2 mg/cm^2				
1st Reading	2nd Reading	3rd Reading	3rd Average	
1.0	1.0	0.9	0.96	
Time: 11:23 am	Time: 11:24 am	Time: 11:24 am		
				Difference between 3rd average & Standard -0.04

Calibration Check

Red NIST SRM 1.0 ± 0.2 mg/cm^2				
1st Reading	2nd Reading	3rd Reading	4th Average	
Time:	Time:	Time:		
				Difference between 4th average & Standard

*If the difference of the Calibration Check Average from the red NIST SRM 1.02 mg/cm^2 film value is greater than the specific Calibration Check Tolerance for the XRF, refer to manufacturer's instrument book, bring the XRF back into control and retest all testing combinations tested since the last successful test.

Substrate Correction Values

Substrate	Location #1 1st Reading	Location #1 2nd Reading	Location #1 3rd Reading	Location #2 1st Reading	Location #2 2nd Reading	Location #2 3rd Reading
Brick						
Concrete						
Drywall						
Metal						
Plaster						
Wood						
Correction Values Average						

XRF SAMPLE SUMMARY
WT. REF. NO. 2188JH269
1000 North Curiel Street
Eloy, Arizona 85131
Eloy Elementary School District

XRF SERIAL NO. : 105775
TEST DATE: August 6, 2018

Reading	Time	Type	Duration	Component	Substrate	Room	Side	Color	Cond.	Site	Depth	PbC	Units	Results
1	8/6/2018 6:55	PAINT	8.2				Calibrate	Red			1.07	1.2	mg / cm ^2	Positive
2	8/6/2018 6:56	PAINT	7.63				Calibrate	Red			1.13	1.2	mg / cm ^2	Positive
3	8/6/2018 6:56	PAINT	9.39				Calibrate	Red			1.12	1.2	mg / cm ^2	Positive
4	8/6/2018 7:13	PAINT	3.52	Wall	Brick	ext 5	North	Tan	INTACT	8JH269	2.19	0.06	mg / cm ^2	Negative
5	8/6/2018 7:14	PAINT	1.18	Eaves	Wood	ext 5	North	Tan	INTACT	8JH269	2.46	0.09	mg / cm ^2	Negative
6	8/6/2018 7:14	PAINT	1.18	Trim	Metal	ext 5	North	Blue	INTACT	8JH269	1.74	0.13	mg / cm ^2	Negative
7	8/6/2018 7:17	PAINT	4.7	Wall	Brick	ext 5	East	Tan	INTACT	8JH269	5.08	0.09	mg / cm ^2	Negative
8	8/6/2018 7:18	PAINT	1.18	Win. Frame	Metal	ext 5	East	Tan	INTACT	8JH269	1	0.01	mg / cm ^2	Negative
9	8/6/2018 7:18	PAINT	1.17	Win. Frame	Metal	ext 5	East	Tan	INTACT	8JH269	2.56	0.08	mg / cm ^2	Negative
10	8/6/2018 7:18	PAINT	1.16	Win. Frame	Metal	ext 5	East	Tan	INTACT	8JH269	1.11	0.03	mg / cm ^2	Negative
11	8/6/2018 7:20	PAINT	11.63	Joist	Metal	ext 5	East	Tan	INTACT	8JH269	5.52	0.17	mg / cm ^2	Negative
12	8/6/2018 7:20	PAINT	1.75	Eaves	Wood	ext 5	East	Tan	INTACT	8JH269	6.09	0.23	mg / cm ^2	Negative
13	8/6/2018 7:20	PAINT	1.75	Trim	Metal	ext 5	East	Blue	INTACT	8JH269	2.59	0.15	mg / cm ^2	Negative
14	8/6/2018 7:22	PAINT	3.53	Wall	Brick	ext 5	South	Tan	INTACT	8JH269	5.07	0.05	mg / cm ^2	Negative
15	8/6/2018 7:23	PAINT	3.52	Door	Metal	ext 5	South	Black	INTACT	8JH269	1	0	mg / cm ^2	Negative
16	8/6/2018 7:23	PAINT	5.28	Door Casing	Metal	ext 5	South	Black	INTACT	8JH269	1	0	mg / cm ^2	Negative
17	8/6/2018 7:24	PAINT	1.17	Eaves	Wood	ext 5	South	Tan	INTACT	8JH269	2.65	0.11	mg / cm ^2	Negative
18	8/6/2018 7:25	PAINT	5.85	Wall	Brick	ext 5	West	Tan	INTACT	8JH269	10	0.01	mg / cm ^2	Negative
19	8/6/2018 7:26	PAINT	1.76	Eaves	Wood	ext 5	West	Tan	INTACT	8JH269	6.19	0.3	mg / cm ^2	Negative
20	8/6/2018 7:26	PAINT	1.17	Joist	Metal	ext 5	West	Tan	INTACT	8JH269	3.8	0.21	mg / cm ^2	Negative
21	8/6/2018 7:27	PAINT	1.17	Trim	Metal	ext 5	West	Blue	INTACT	8JH269	1.99	0.12	mg / cm ^2	Negative
22	8/6/2018 7:28	PAINT	1.16	Door	Wood	ext 5	West	Blue	INTACT	8JH269	5.59	0.16	mg / cm ^2	Negative
23	8/6/2018 7:28	PAINT	5.85	Door Casing	Wood	ext 5	West	Blue	INTACT	8JH269	5.95	0.28	mg / cm ^2	Negative
24	8/6/2018 7:30	PAINT	1.17	Door	Metal	ext 5	West	Blue	INTACT	8JH269	1	0	mg / cm ^2	Negative
25	8/6/2018 7:30	PAINT	1.18	Door Casing	Metal	ext 5	West	Blue	INTACT	8JH269	1	0	mg / cm ^2	Negative
26	8/6/2018 7:31	PAINT	1.18	Door	Metal	ext 5	West	Blue	INTACT	8JH269	1	0	mg / cm ^2	Negative
27	8/6/2018 7:31	PAINT	1.17	Door Casing	Metal	ext 5	West	Blue	INTACT	8JH269	1	0	mg / cm ^2	Negative
28	8/6/2018 7:31	PAINT	1.17	Door	Wood	ext 5	West	Blue	INTACT	8JH269	2.17	0.13	mg / cm ^2	Negative
29	8/6/2018 7:32	PAINT	3.51	Door Casing	Metal	ext 5	West	Blue	INTACT	8JH269	4.09	0.17	mg / cm ^2	Negative
30	8/6/2018 7:39	PAINT	3.51	Wall	Brick	ext 6	North	Tan	INTACT	8JH269	3.27	0.06	mg / cm ^2	Negative
31	8/6/2018 7:39	PAINT	1.17	Win. Frame	Metal	ext 6	North	Tan	INTACT	8JH269	4.5	0.11	mg / cm ^2	Negative
32	8/6/2018 7:40	PAINT	1.18	Joist	Metal	ext 6	North	Tan	INTACT	8JH269	3.44	0.18	mg / cm ^2	Negative
33	8/6/2018 7:40	PAINT	1.17	Eaves	Wood	ext 6	North	Tan	INTACT	8JH269	1	0	mg / cm ^2	Negative
34	8/6/2018 7:41	PAINT	1.18	Trim	Metal	ext 6	North	Blue	INTACT	8JH269	2.9	0.17	mg / cm ^2	Negative
35	8/6/2018 7:44	PAINT	7.57	Wall	Brick	ext 6	East	Tan	INTACT	8JH269	10	0.01	mg / cm ^2	Negative
36	8/6/2018 7:45	PAINT	1.18	Eaves	Wood	ext 6	East	Tan	INTACT	8JH269	1	0	mg / cm ^2	Negative
37	8/6/2018 7:45	PAINT	1.18	Door	Wood	ext 6	East	Blue	INTACT	8JH269	2.53	0.13	mg / cm ^2	Negative

XRF SAMPLE SUMMARY
WT. REF. NO. 2188JH269
1000 North Curiel Street
Eloy, Arizona 85131
Eloy Elementary School District

XRF SERIAL NO. : 105775
TEST DATE: August 6, 2018

Reading	Time	Type	Duration	Component	Substrate	Room	Side	Color	Cond.	Site	Depth	PbC	Units	Results
38	8/6/2018 7:45	PAINT	5.85	Door Casing	Wood	ext 6	East	Blue	INTACT	8JH269	2.58	0.1	mg / cm ^2	Negative
39	8/6/2018 7:47	PAINT	8.19	Wall	Brick	ext 6	South	Tan	INTACT	8JH269	10	0.05	mg / cm ^2	Negative
40	8/6/2018 7:47	PAINT	1.17	Win. Frame	Metal	ext 6	South	Tan	INTACT	8JH269	1	0	mg / cm ^2	Negative
41	8/6/2018 7:48	PAINT	1.18	Door	Metal	ext 6	South	Blue	INTACT	8JH269	1	0	mg / cm ^2	Negative
42	8/6/2018 7:48	PAINT	1.18	Door Casing	Metal	ext 6	South	Blue	INTACT	8JH269	1	0	mg / cm ^2	Negative
43	8/6/2018 7:49	PAINT	1.16	Eaves	Wood	ext 6	South	Tan	INTACT	8JH269	1	0	mg / cm ^2	Negative
44	8/6/2018 7:49	PAINT	4.68	Joist	Metal	ext 6	South	Tan	INTACT	8JH269	7.88	0.3	mg / cm ^2	Negative
45	8/6/2018 7:50	PAINT	1.16	trim	Metal	ext 6	South	Blue	INTACT	8JH269	2.21	0.1	mg / cm ^2	Negative
46	8/6/2018 7:52	PAINT	7.01	Wall	Brick	ext 6	West	Tan	INTACT	8JH269	1.53	0.06	mg / cm ^2	Negative
47	8/6/2018 7:53	PAINT	1.17	Eaves	Wood	ext 6	West	Tan	INTACT	8JH269	4.15	0.24	mg / cm ^2	Negative
48	8/6/2018 7:53	PAINT	1.17	trim	Metal	ext 6	West	Blue	INTACT	8JH269	4.35	0.08	mg / cm ^2	Negative
49	8/6/2018 8:04	PAINT	5.25	Wall	Brick	ext 7	North	Tan	INTACT	8JH269	1	0	mg / cm ^2	Negative
50	8/6/2018 8:04	PAINT	1.17	Wall	Wood	ext 7	North	Tan	INTACT	8JH269	1.13	0.01	mg / cm ^2	Negative
51	8/6/2018 8:04	PAINT	1.18	Win. Frame	Metal	ext 7	North	Tan	INTACT	8JH269	1	0	mg / cm ^2	Negative
52	8/6/2018 8:05	PAINT	1.16	Joist	Metal	ext 7	North	Tan	INTACT	8JH269	1.21	0.05	mg / cm ^2	Negative
53	8/6/2018 8:05	PAINT	1.17	Eaves	Wood	ext 7	North	Tan	INTACT	8JH269	1	0	mg / cm ^2	Negative
54	8/6/2018 8:06	PAINT	1.18	trim	Metal	ext 7	North	Blue	INTACT	8JH269	1.33	0.01	mg / cm ^2	Negative
55	8/6/2018 8:08	PAINT	3.51	Wall	Brick	ext 7	East	Tan	INTACT	8JH269	6.11	0.07	mg / cm ^2	Negative
56	8/6/2018 8:08	PAINT	1.17	Eaves	Wood	ext 7	East	Tan	INTACT	8JH269	5.48	0.3	mg / cm ^2	Negative
57	8/6/2018 8:09	PAINT	1.16	Joist	Metal	ext 7	East	Tan	INTACT	8JH269	3.6	0.25	mg / cm ^2	Negative
58	8/6/2018 8:11	PAINT	1.18	Door	Metal	ext 7	South	Blue	INTACT	8JH269	1	0	mg / cm ^2	Negative
59	8/6/2018 8:11	PAINT	1.19	Door Casing	Metal	ext 7	South	Blue	INTACT	8JH269	1	0	mg / cm ^2	Negative
60	8/6/2018 8:12	PAINT	1.17	Win. Frame	Metal	ext 7	South	Tan	INTACT	8JH269	1	0.01	mg / cm ^2	Negative
61	8/6/2018 8:12	PAINT	6.41	Joist	Metal	ext 7	South	Tan	INTACT	8JH269	4.43	0.2	mg / cm ^2	Negative
62	8/6/2018 8:13	PAINT	1.18	Eaves	Wood	ext 7	South	Tan	INTACT	8JH269	4.57	0.11	mg / cm ^2	Negative
63	8/6/2018 8:13	PAINT	1.18	trim	Metal	ext 7	South	Blue	INTACT	8JH269	1.73	0.11	mg / cm ^2	Negative
64	8/6/2018 8:15	PAINT	3.49	Wall	Brick	ext 7	West	Tan	INTACT	8JH269	1	0	mg / cm ^2	Negative
65	8/6/2018 8:16	PAINT	1.16	Eaves	Wood	ext 7	West	Tan	INTACT	8JH269	1	0	mg / cm ^2	Negative
66	8/6/2018 8:19	PAINT	4.67	Wall	Brick	ext 8	North	Tan	INTACT	8JH269	4.09	0.13	mg / cm ^2	Negative
67	8/6/2018 8:20	PAINT	1.17	Wall	Wood	ext 8	North	Tan	INTACT	8JH269	1	0	mg / cm ^2	Negative
68	8/6/2018 8:20	PAINT	1.18	Win. Frame	Metal	ext 8	North	Tan	INTACT	8JH269	1.24	0.05	mg / cm ^2	Negative
69	8/6/2018 8:22	PAINT	1.16	Joist	Metal	ext 8	North	Tan	INTACT	8JH269	1.31	0.1	mg / cm ^2	Negative
70	8/6/2018 8:22	PAINT	1.18	Eaves	Wood	ext 8	North	Tan	INTACT	8JH269	2.72	0.18	mg / cm ^2	Negative
71	8/6/2018 8:22	PAINT	1.17	trim	Metal	ext 8	North	Blue	INTACT	8JH269	1.01	0.06	mg / cm ^2	Negative
72	8/6/2018 8:25	PAINT	16.34	Wall	Brick	ext 8	East	Tan	INTACT	8JH269	7.8	0.08	mg / cm ^2	Negative
73	8/6/2018 8:25	PAINT	1.17	Eaves	Wood	ext 8	East	Tan	INTACT	8JH269	2.01	0.11	mg / cm ^2	Negative
74	8/6/2018 8:25	PAINT	2.93	Door	Wood	ext 8	East	Blue	INTACT	8JH269	5.39	0.4	mg / cm ^2	Negative

XRF SAMPLE SUMMARY
WT. REF. NO. 2188JH269
1000 North Curiel Street
Eloy, Arizona 85131
Eloy Elementary School District

XRF SERIAL NO. : 105775
TEST DATE: August 6, 2018

Reading	Time	Type	Duration	Component	Substrate	Room	Side	Color	Cond.	Site	Depth	PbC	Units	Results
75	8/6/2018 8:26	PAINT	4.08	Door Casing	Wood	ext 8	East	Blue	INTACT	8JH269	3.13	0.12	mg / cm ^2	Negative
76	8/6/2018 8:31	PAINT	7.62	Wall	Brick	ext 8	South	Tan	INTACT	8JH269	1.26	0	mg / cm ^2	Negative
77	8/6/2018 8:31	PAINT	1.17	Win. Frame	Metal	ext 8	South	Tan	INTACT	8JH269	2.2	0.08	mg / cm ^2	Negative
78	8/6/2018 8:33	PAINT	1.17	Joist	Metal	ext 8	South	Tan	INTACT	8JH269	1.75	0.16	mg / cm ^2	Negative
79	8/6/2018 8:33	PAINT	1.16	Eaves	Wood	ext 8	South	Tan	INTACT	8JH269	5.35	0.15	mg / cm ^2	Negative
80	8/6/2018 8:33	PAINT	1.16	trim	Metal	ext 8	South	Blue	INTACT	8JH269	1.62	0.1	mg / cm ^2	Negative
81	8/6/2018 8:34	PAINT	1.17	Door	Metal	ext 8	South	Blue	INTACT	8JH269	1	0	mg / cm ^2	Negative
82	8/6/2018 8:34	PAINT	1.17	Door Casing	Metal	ext 8	South	Blue	INTACT	8JH269	1	0	mg / cm ^2	Negative
83	8/6/2018 8:37	PAINT	5.27	Wall	Brick	ext 8	West	Tan	INTACT	8JH269	7.5	0.05	mg / cm ^2	Negative
84	8/6/2018 8:38	PAINT	1.16	Eaves	Wood	ext 8	West	Tan	INTACT	8JH269	5	0.25	mg / cm ^2	Negative
85	8/6/2018 8:38	PAINT	1.16	trim	Metal	ext 8	West	Blue	INTACT	8JH269	5.99	0.26	mg / cm ^2	Negative
86	8/6/2018 8:42	PAINT	3.52	Wall	Brick	ext 9	North	Tan	INTACT	8JH269	5.5	0.2	mg / cm ^2	Negative
87	8/6/2018 8:42	PAINT	1.17	Wall	Wood	ext 9	North	Tan	INTACT	8JH269	1	0	mg / cm ^2	Negative
88	8/6/2018 8:43	PAINT	1.17	Win. Frame	Metal	ext 9	North	Tan	INTACT	8JH269	1	0	mg / cm ^2	Negative
89	8/6/2018 8:44	PAINT	1.16	Joist	Metal	ext 9	North	Tan	INTACT	8JH269	1.71	0.21	mg / cm ^2	Negative
90	8/6/2018 8:44	PAINT	1.16	Eaves	Wood	ext 9	North	Tan	INTACT	8JH269	1.06	0.07	mg / cm ^2	Negative
91	8/6/2018 8:45	PAINT	1.18	trim	Metal	ext 9	North	Blue	INTACT	8JH269	1.09	0.05	mg / cm ^2	Negative
92	8/6/2018 8:47	PAINT	3.52	Wall	Brick	ext 9	East	Tan	INTACT	8JH269	5.17	0.04	mg / cm ^2	Negative
93	8/6/2018 8:47	PAINT	1.16	Joist	Metal	ext 9	East	Tan	INTACT	8JH269	2.12	0.14	mg / cm ^2	Negative
94	8/6/2018 8:48	PAINT	1.76	Eaves	Wood	ext 9	East	Tan	INTACT	8JH269	4.13	0.29	mg / cm ^2	Negative
95	8/6/2018 8:51	PAINT	4.68	Wall	Brick	ext 9	South	Tan	INTACT	8JH269	6.89	0.15	mg / cm ^2	Negative
96	8/6/2018 8:51	PAINT	1.17	Win. Frame	Metal	ext 9	South	Tan	INTACT	8JH269	1.76	0.03	mg / cm ^2	Negative
97	8/6/2018 8:52	PAINT	1.17	Door	Metal	ext 9	South	Blue	INTACT	8JH269	1	0	mg / cm ^2	Negative
98	8/6/2018 8:52	PAINT	1.17	Door Casing	Metal	ext 9	South	Blue	INTACT	8JH269	1	0	mg / cm ^2	Negative
99	8/6/2018 8:53	PAINT	8.18	Joist	Metal	ext 9	South	Tan	INTACT	8JH269	2.89	-0.04	mg / cm ^2	Negative
100	8/6/2018 8:53	PAINT	1.17	Eaves	Wood	ext 9	South	Tan	INTACT	8JH269	4.32	0.18	mg / cm ^2	Negative
101	8/6/2018 8:54	PAINT	1.17	trim	Metal	ext 9	South	Blue	INTACT	8JH269	1.7	0.1	mg / cm ^2	Negative
102	8/6/2018 8:56	PAINT	9.38	Wall	Brick	ext 9	West	Tan	INTACT	8JH269	7.14	0.11	mg / cm ^2	Negative
103	8/6/2018 8:57	PAINT	1.17	Eaves	Wood	ext 9	West	Tan	INTACT	8JH269	1.04	0.03	mg / cm ^2	Negative
104	8/6/2018 9:08	PAINT	6.45	Wall	Brick	ext 10	North	Tan	INTACT	8JH269	4.2	0.1	mg / cm ^2	Negative
105	8/6/2018 9:09	PAINT	1.18	Win. Frame	Metal	ext 10	North	Tan	INTACT	8JH269	1.09	0.02	mg / cm ^2	Negative
106	8/6/2018 9:10	PAINT	15.19	Joist	Metal	ext 10	North	Tan	INTACT	8JH269	4	0.25	mg / cm ^2	Negative
107	8/6/2018 9:10	PAINT	1.16	Eaves	Wood	ext 10	North	Tan	INTACT	8JH269	1.85	0.05	mg / cm ^2	Negative
108	8/6/2018 9:11	PAINT	1.17	trim	Metal	ext 10	North	Blue	INTACT	8JH269	2.63	0.2	mg / cm ^2	Negative
109	8/6/2018 9:12	PAINT	1.17	Wall	Wood	ext 10	North	Tan	INTACT	8JH269	1	0	mg / cm ^2	Negative
110	8/6/2018 9:12	PAINT	4.1	Wall	Brick	ext 10	East	Tan	INTACT	8JH269	4.3	0.08	mg / cm ^2	Negative
111	8/6/2018 9:13	PAINT	1.18	Eaves	Wood	ext 10	East	Tan	INTACT	8JH269	2.89	0.12	mg / cm ^2	Negative

XRF SAMPLE SUMMARY
WT. REF. NO. 2188JH269
1000 North Curiel Street
Eloy, Arizona 85131
Eloy Elementary School District

XRF SERIAL NO. : 105775
TEST DATE: August 6, 2018

Reading	Time	Type	Duration	Component	Substrate	Room	Side	Color	Cond.	Site	Depth	PbC	Units	Results
112	8/6/2018 9:14	PAINT	1.16	Door	Wood	ext 10	East	Blue	INTACT	8JH269	1.51	0.09	mg / cm ^2	Negative
113	8/6/2018 9:15	PAINT	4.09	Door Casing	Wood	ext 10	East	Blue	INTACT	8JH269	3.2	0.12	mg / cm ^2	Negative
114	8/6/2018 9:18	PAINT	4.67	Wall	Brick	ext 10	South	Tan	INTACT	8JH269	2.74	0.06	mg / cm ^2	Negative
115	8/6/2018 9:19	PAINT	1.17	Win. Frame	Metal	ext 10	South	Tan	INTACT	8JH269	2.73	0.1	mg / cm ^2	Negative
116	8/6/2018 9:20	PAINT	1.17	Door	Metal	ext 10	South	Blue	INTACT	8JH269	1	0	mg / cm ^2	Negative
117	8/6/2018 9:20	PAINT	1.18	Door Casing	Metal	ext 10	South	Blue	INTACT	8JH269	1	0	mg / cm ^2	Negative
118	8/6/2018 9:21	PAINT	1.75	trim	Metal	ext 10	South	Blue	INTACT	8JH269	6.69	0.24	mg / cm ^2	Negative
119	8/6/2018 9:21	PAINT	1.75	Joist	Metal	ext 10	South	Tan	INTACT	8JH269	3.17	0.4	mg / cm ^2	Negative
120	8/6/2018 9:22	PAINT	1.16	Eaves	Wood	ext 10	South	Tan	INTACT	8JH269	4.39	0.11	mg / cm ^2	Negative
121	8/6/2018 9:25	PAINT	5.25	Wall	Brick	ext 10	West	Tan	INTACT	8JH269	3.2	0.1	mg / cm ^2	Negative
122	8/6/2018 9:25	PAINT	7.03	trim	Metal	ext 10	West	Blue	INTACT	8JH269	5.72	0.07	mg / cm ^2	Negative
123	8/6/2018 9:26	PAINT	5.26	Eaves	Wood	ext 10	West	Tan	INTACT	8JH269	10	0.3	mg / cm ^2	Negative
124	8/6/2018 9:30	PAINT	7.05	Wall	Brick	ext 11	North	Tan	INTACT	8JH269	2.31	0.11	mg / cm ^2	Negative
125	8/6/2018 9:30	PAINT	1.16	Wall	Wood	ext 11	North	Tan	INTACT	8JH269	1	0	mg / cm ^2	Negative
126	8/6/2018 9:30	PAINT	1.17	Win. Frame	Metal	ext 11	North	Tan	INTACT	8JH269	1.3	0.01	mg / cm ^2	Negative
127	8/6/2018 9:32	PAINT	1.18	Eaves	Wood	ext 11	North	Tan	INTACT	8JH269	4.19	0.23	mg / cm ^2	Negative
128	8/6/2018 9:32	PAINT	1.18	Joist	Metal	ext 11	North	Tan	INTACT	8JH269	2.01	0.12	mg / cm ^2	Negative
129	8/6/2018 9:33	PAINT	1.17	trim	Metal	ext 11	North	Blue	INTACT	8JH269	3.4	0.2	mg / cm ^2	Negative
130	8/6/2018 9:35	PAINT	5.85	Wall	Brick	ext 11	East	Tan	INTACT	8JH269	4.47	0.06	mg / cm ^2	Negative
131	8/6/2018 9:35	PAINT	1.76	Eaves	Wood	ext 11	East	Tan	INTACT	8JH269	4.92	0.3	mg / cm ^2	Negative
132	8/6/2018 9:37	PAINT	3.51	Wall	Brick	ext 11	South	Tan	INTACT	8JH269	6.58	0.22	mg / cm ^2	Negative
133	8/6/2018 9:37	PAINT	1.16	Win. Frame	Metal	ext 11	South	Tan	INTACT	8JH269	1	0.02	mg / cm ^2	Negative
134	8/6/2018 9:38	PAINT	1.18	Door	Metal	ext 11	South	Blue	INTACT	8JH269	1	0	mg / cm ^2	Negative
135	8/6/2018 9:38	PAINT	1.16	Door Casing	Metal	ext 11	South	Blue	INTACT	8JH269	1	0	mg / cm ^2	Negative
136	8/6/2018 9:39	PAINT	1.18	Joist	Metal	ext 11	South	Tan	INTACT	8JH269	3.19	0.23	mg / cm ^2	Negative
137	8/6/2018 9:40	PAINT	1.16	Eaves	Wood	ext 11	South	Tan	INTACT	8JH269	2.98	0.12	mg / cm ^2	Negative
138	8/6/2018 9:40	PAINT	1.18	trim	Metal	ext 11	South	Blue	INTACT	8JH269	1.84	0.16	mg / cm ^2	Negative
139	8/6/2018 9:42	PAINT	9.94	Wall	Brick	ext 11	West	Tan	INTACT	8JH269	7.84	0.07	mg / cm ^2	Negative
140	8/6/2018 9:42	PAINT	1.18	Eaves	Wood	ext 11	West	Tan	INTACT	8JH269	2.42	0.13	mg / cm ^2	Negative
141	8/6/2018 9:51	PAINT	6.44	Wall	Brick	ext 12	North	Tan	INTACT	8JH269	7.82	0.03	mg / cm ^2	Negative
142	8/6/2018 9:52	PAINT	1.17	Win. Frame	Metal	ext 12	North	Tan	INTACT	8JH269	1.48	0.04	mg / cm ^2	Negative
143	8/6/2018 9:52	PAINT	1.16	Door	Metal	ext 12	North	Blue	INTACT	8JH269	2.38	0	mg / cm ^2	Negative
144	8/6/2018 9:53	PAINT	1.17	Door Casing	Metal	ext 12	North	Blue	INTACT	8JH269	1	0	mg / cm ^2	Negative
145	8/6/2018 9:53	PAINT	1.18	trim	Metal	ext 12	North	Blue	INTACT	8JH269	1	0.01	mg / cm ^2	Negative
146	8/6/2018 9:54	PAINT	1.18	Eaves	Wood	ext 12	North	Tan	INTACT	8JH269	1	0.01	mg / cm ^2	Negative
147	8/6/2018 9:55	PAINT	5.82	Wall	Brick	ext 12	East	Tan	INTACT	8JH269	1.27	0	mg / cm ^2	Negative
148	8/6/2018 9:56	PAINT	2.92	Eaves	Drywall	ext 12	East	Tan	INTACT	8JH269	1	0	mg / cm ^2	Negative

XRF SAMPLE SUMMARY
WT. REF. NO. 2188JH269
1000 North Curiel Street
Eloy, Arizona 85131
Eloy Elementary School District

XRF SERIAL NO. : 105775
TEST DATE: August 6, 2018

Reading	Time	Type	Duration	Component	Substrate	Room	Side	Color	Cond.	Site	Depth	PbC	Units	Results
149	8/6/2018 9:57	PAINT	1.19	Door	Metal	ext 12	East	Blue	INTACT	8JH269	1	0	mg / cm ^2	Negative
150	8/6/2018 9:57	PAINT	1.17	Door Casing	Metal	ext 12	East	Blue	INTACT	8JH269	1	0	mg / cm ^2	Negative
151	8/6/2018 9:58	PAINT	3.52	Wall	Brick	ext 12	South	Tan	INTACT	8JH269	1	0	mg / cm ^2	Negative
152	8/6/2018 9:58	PAINT	1.18	Win. Frame	Metal	ext 12	South	Tan	INTACT	8JH269	1.48	0.03	mg / cm ^2	Negative
153	8/6/2018 10:00	PAINT	1.75	Eaves	Wood	ext 12	South	Tan	INTACT	8JH269	1	0	mg / cm ^2	Negative
154	8/6/2018 10:00	PAINT	1.17	Joist	Wood	ext 12	South	Tan	INTACT	8JH269	1	0	mg / cm ^2	Negative
155	8/6/2018 10:01	PAINT	1.16	trim	Metal	ext 12	South	Blue	INTACT	8JH269	2.06	0.06	mg / cm ^2	Negative
156	8/6/2018 10:03	PAINT	4.1	Wall	Brick	ext 12	West	Tan	FAIR	8JH269	1	0	mg / cm ^2	Negative
157	8/6/2018 10:03	PAINT	1.17	trim	Metal	ext 12	West	Blue	FAIR	8JH269	2.76	0.04	mg / cm ^2	Negative
158	8/6/2018 10:06	PAINT	6.45	Wall	Brick	ext 13	North	Tan	INTACT	8JH269	1	0	mg / cm ^2	Negative
159	8/6/2018 10:07	PAINT	1.18	Door	Metal	ext 13	North	Blue	INTACT	8JH269	1	0	mg / cm ^2	Negative
160	8/6/2018 10:07	PAINT	1.17	Door Casing	Metal	ext 13	North	Blue	INTACT	8JH269	1	0	mg / cm ^2	Negative
161	8/6/2018 10:08	PAINT	1.18	Win. Frame	Metal	ext 13	North	Tan	INTACT	8JH269	6.25	0.13	mg / cm ^2	Negative
162	8/6/2018 10:09	PAINT	1.16	trim	Metal	ext 13	North	Blue	INTACT	8JH269	2.68	0.05	mg / cm ^2	Negative
163	8/6/2018 10:09	PAINT	1.17	Eaves	Wood	ext 13	North	Tan	INTACT	8JH269	1	0	mg / cm ^2	Negative
164	8/6/2018 10:12	PAINT	4.12	Wall	Brick	ext 13	East	Tan	INTACT	8JH269	1.77	0.01	mg / cm ^2	Negative
165	8/6/2018 10:13	PAINT	1.17	trim	Metal	ext 13	East	Blue	INTACT	8JH269	4.5	0.11	mg / cm ^2	Negative
166	8/6/2018 10:14	PAINT	1.16	Door	Wood	ext 13	South	Tan	INTACT	8JH269	1	0	mg / cm ^2	Negative
167	8/6/2018 10:14	PAINT	1.17	Door Casing	Wood	ext 13	South	Tan	INTACT	8JH269	1	0	mg / cm ^2	Negative
168	8/6/2018 10:15	PAINT	1.16	Win. Frame	Metal	ext 13	South	Tan	INTACT	8JH269	1	0.02	mg / cm ^2	Negative
169	8/6/2018 10:16	PAINT	1.18	Eaves	Wood	ext 13	South	Tan	FAIR	8JH269	1	0	mg / cm ^2	Negative
170	8/6/2018 10:16	PAINT	1.16	Joist	Wood	ext 13	South	Tan	FAIR	8JH269	1	0	mg / cm ^2	Negative
171	8/6/2018 10:17	PAINT	1.17	trim	Metal	ext 13	South	Blue	INTACT	8JH269	4.73	0.16	mg / cm ^2	Negative
172	8/6/2018 10:18	PAINT	3.52	Wall	Brick	ext 13	West	Tan	INTACT	8JH269	1	0	mg / cm ^2	Negative
173	8/6/2018 10:18	PAINT	2.95	Eaves	Drywall	ext 13	West	Tan	INTACT	8JH269	1	0	mg / cm ^2	Negative
174	8/6/2018 10:41	PAINT	14.69				Calibrate	Red			1.05	0.9	mg / cm ^2	Negative
175	8/6/2018 10:41	PAINT	14.02				Calibrate	Red			1.07	0.9	mg / cm ^2	Negative
176	8/6/2018 10:42	PAINT	7				Calibrate	Red			1.29	1.2	mg / cm ^2	Positive
177	8/6/2018 10:53	PAINT	2.36	Wall	Brick	ext 14	North	Tan	INTACT	8JH269	1	0	mg / cm ^2	Negative
178	8/6/2018 10:53	PAINT	1.16	Win. Apron	Metal	ext 14	North	Black	INTACT	8JH269	1	0.01	mg / cm ^2	Negative
179	8/6/2018 10:54	PAINT	3.49	Door	Wood	ext 14	North	Black	INTACT	8JH269	1.24	0	mg / cm ^2	Negative
180	8/6/2018 10:54	PAINT	4.1	Door Casing	Wood	ext 14	North	Black	INTACT	8JH269	1	0.01	mg / cm ^2	Negative
181	8/6/2018 10:55	PAINT	1.17	Eaves	Wood	ext 14	North	Brown	INTACT	8JH269	1	0	mg / cm ^2	Negative
182	8/6/2018 10:55	PAINT	1.17	Joist	Wood	ext 14	North	Brown	INTACT	8JH269	1	0	mg / cm ^2	Negative
183	8/6/2018 10:56	PAINT	1.16	trim	Wood	ext 14	North	Blue	INTACT	8JH269	1	0	mg / cm ^2	Negative
184	8/6/2018 10:56	PAINT	1.16	Win. Casing	Metal	ext 14	North	Pink	INTACT	8JH269	4.22	0.06	mg / cm ^2	Negative
185	8/6/2018 10:57	PAINT	2.91	Wall	Brick	ext 14	East	Tan	INTACT	8JH269	1	0	mg / cm ^2	Negative

XRF SAMPLE SUMMARY
WT. REF. NO. 2188JH269
1000 North Curiel Street
Eloy, Arizona 85131
Eloy Elementary School District

XRF SERIAL NO. : 105775
TEST DATE: August 6, 2018

Reading	Time	Type	Duration	Component	Substrate	Room	Side	Color	Cond.	Site	Depth	PbC	Units	Results
186	8/6/2018 10:57	PAINT	1.18	Win. Casing	Metal	ext 14	East	Pink	INTACT	8JH269	1	0.01	mg / cm ^2	Negative
187	8/6/2018 10:59	PAINT	3.53	Wall	Brick	ext 14	South	Tan	INTACT	8JH269	1	0	mg / cm ^2	Negative
188	8/6/2018 11:00	PAINT	1.16	Door	Wood	ext 14	South	Black	INTACT	8JH269	1	0	mg / cm ^2	Negative
189	8/6/2018 11:00	PAINT	1.16	Door Casing	Wood	ext 14	South	Black	INTACT	8JH269	1	0.01	mg / cm ^2	Negative
190	8/6/2018 11:00	PAINT	1.16	Eaves	Wood	ext 14	South	Brown	INTACT	8JH269	1	0	mg / cm ^2	Negative
191	8/6/2018 11:00	PAINT	1.18	Joist	Wood	ext 14	South	Brown	INTACT	8JH269	1	0	mg / cm ^2	Negative
192	8/6/2018 11:01	PAINT	1.17	trim	Wood	ext 14	South	Blue	INTACT	8JH269	1	0	mg / cm ^2	Negative
193	8/6/2018 11:03	PAINT	2.93	Wall	Brick	ext 14	West	Tan	INTACT	8JH269	1	0	mg / cm ^2	Negative
194	8/6/2018 11:04	PAINT	1.16	Door	Metal	ext 14	West	Blue	INTACT	8JH269	1	0	mg / cm ^2	Negative
195	8/6/2018 11:04	PAINT	4.09	Door Casing	Metal	ext 14	West	Blue	INTACT	8JH269	1.74	0.02	mg / cm ^2	Negative
196	8/6/2018 11:04	PAINT	1.18	Door Casing	Metal	ext 14	West	Red	INTACT	8JH269	1	0.01	mg / cm ^2	Negative
197	8/6/2018 11:05	PAINT	1.17	Door	Metal	ext 14	West	Red	INTACT	8JH269	1	0	mg / cm ^2	Negative
198	8/6/2018 11:10	PAINT	1.18	HVAC	Metal	ext 14	roof	Tan	FAIR	8JH269	1	0	mg / cm ^2	Negative
199	8/6/2018 11:10	PAINT	1.17	HVAC	Metal	ext 14	roof	Tan	FAIR	8JH269	2.3	0.02	mg / cm ^2	Negative
200	8/6/2018 11:10	PAINT	1.18	HVAC	Metal	ext 14	roof	Pink	INTACT	8JH269	1	0	mg / cm ^2	Negative
201	8/6/2018 11:16	PAINT	4.67	Wall	Brick	ext gym	North	White	INTACT	8JH269	1	0	mg / cm ^2	Negative
202	8/6/2018 11:17	PAINT	3.53	Wall	Brick	ext gym	East	White	INTACT	8JH269	1	0	mg / cm ^2	Negative
203	8/6/2018 11:17	PAINT	1.16	Door	Metal	ext gym	East	Blue	INTACT	8JH269	1	0	mg / cm ^2	Negative
204	8/6/2018 11:18	PAINT	1.17	Door Casing	Metal	ext gym	East	Blue	INTACT	8JH269	1	0	mg / cm ^2	Negative
205	8/6/2018 11:18	PAINT	3.52	Wall	Brick	ext gym	South	White	INTACT	8JH269	1	0	mg / cm ^2	Negative
206	8/6/2018 11:19	PAINT	3.51	Wall	Brick	ext gym	West	White	INTACT	8JH269	1	0	mg / cm ^2	Negative
207	8/6/2018 11:20	PAINT	1.17	Door	Metal	ext gym	West	Blue	INTACT	8JH269	1	0	mg / cm ^2	Negative
208	8/6/2018 11:20	PAINT	1.17	Door Casing	Metal	ext gym	West	Blue	INTACT	8JH269	1	0	mg / cm ^2	Negative
209	8/6/2018 11:23	PAINT	20				Calibrate	Red			1.12	1	mg / cm ^2	Positive
210	8/6/2018 11:24	PAINT	20				Calibrate	Red			1.1	1	mg / cm ^2	Positive
211	8/6/2018 11:24	PAINT	12.35				Calibrate	Red			1.02	0.9	mg / cm ^2	Negative

Performance Characteristic Sheet

EFFECTIVE DATE: **September 24, 2004** **EDITION NO.: 1**

MANUFACTURER AND MODEL:

Make: *Niton LLC*

Tested Model: *XLp 300*

Source: ^{109}Cd

Note: This PCS is also applicable to the equivalent model variations indicated below, for the Lead-in-Paint K+L variable reading time mode, in the XLi and XLp series:

XLi 300A, XLi 301A, XLi 302A and XLi 303A.
XLp 300A, XLp 301A, XLp 302A and XLp 303A.
XLi 700A, XLi 701A, XLi 702A and XLi 703A.
XLp 700A, XLp 701A, XLp 702A, and XLp 703A.

Note: The XLi and XLp versions refer to the shape of the handle part of the instrument. The differences in the model numbers reflect other modes available, in addition to Lead-in-Paint modes. The manufacturer states that specifications for these instruments are identical for the source, detector, and detector electronics relative to the Lead-in-Paint mode.

FIELD OPERATION GUIDANCE

OPERATING PARAMETERS:

Lead-in-Paint K+L variable reading time mode.

XRF CALIBRATION CHECK LIMITS:

0.8 to 1.2 mg/cm^2 (inclusive)

The calibration of the XRF instrument should be checked using the paint film nearest 1.0 mg/cm^2 in the NIST Standard Reference Material (SRM) used (e.g., for NIST SRM 2579, use the 1.02 mg/cm^2 film).

If readings are outside the acceptable calibration check range, follow the manufacturer's instructions to bring the instruments into control before XRF testing proceeds.

SUBSTRATE CORRECTION:

For XRF results using Lead-in-Paint K+L variable reading time mode, substrate correction is <u>not</u> needed for:

Brick, Concrete, Drywall, Metal, Plaster, and Wood

INCONCLUSIVE RANGE OR THRESHOLD:

K+L MODE READING DESCRIPTION	SUBSTRATE	THRESHOLD (mg/cm^2)
Results not corrected for substrate bias on any substrate	Brick	1.0
	Concrete	1.0
	Drywall	1.0
	Metal	1.0
	Plaster	1.0
	Wood	1.0

BACKGROUND INFORMATION

EVALUATION DATA SOURCE AND DATE:

This sheet is supplemental information to be used in conjunction with Chapter 7 of the HUD *Guidelines for the Evaluation and Control of Lead-Based Paint Hazards in Housing* ("HUD Guidelines"). Performance parameters shown on this sheet are calculated from the EPA/HUD evaluation using archived building components. Testing was conducted in August 2004 on 133 testing combinations. The instruments that were used to perform the testing had new sources; one instrument's was installed in November 2003 with 40 mCi initial strength, and the other's was installed June 2004 with 40 mCi initial strength.

OPERATING PARAMETERS:

Performance parameters shown in this sheet are applicable only when properly operating the instrument using the manufacturer's instructions and procedures described in Chapter 7 of the HUD Guidelines.

SUBSTRATE CORRECTION VALUE COMPUTATION:

Substrate correction is not needed for brick, concrete, drywall, metal, plaster or wood when using Lead-in-Paint K+L variable reading time mode, the normal operating mode for these instruments. If substrate correction is desired, refer to Chapter 7 of the HUD Guidelines for guidance on correcting XRF results for substrate bias.

EVALUATING THE QUALITY OF XRF TESTING:

Randomly select ten testing combinations for retesting from each house or from two randomly selected units in multifamily housing. Use the K+L variable time mode readings.

Conduct XRF retesting at the ten testing combinations selected for retesting.

Determine if the XRF testing in the units or house passed or failed the test by applying the steps below.

- Compute the Retest Tolerance Limit by the following steps:
  - Determine XRF results for the original and retest XRF readings. Do not correct the original or retest results for substrate bias. In single-family housing a result is defined as the average of three readings. In multifamily housing, a result is a single reading. Therefore, there will be ten original and ten retest XRF results for each house or for the two selected units.
    - Calculate the average of the original XRF result and retest XRF result for each testing combination.
    - Square the average for each testing combination.
    - Add the ten squared averages together. Call this quantity C.
    - Multiply the number C by 0.0072. Call this quantity D.
    - Add the number 0.032 to D. Call this quantity E.
    - Take the square root of E. Call this quantity F.
- Multiply F by 1.645. The result is the Retest Tolerance Limit.
- Compute the average of all ten original XRF results.
- Compute the average of all ten re-test XRF results.
- Find the absolute difference of the two averages.

If the difference is less than the Retest Tolerance Limit, the inspection has passed the retest. If the difference of the overall averages equals or exceeds the Retest Tolerance Limit, this procedure should be repeated with ten new testing combinations. If the difference of the overall averages is equal to or greater than the Retest Tolerance Limit a second time, then the inspection should be considered deficient.

Use of this procedure is estimated to produce a spurious result approximately 1% of the time. That is, results of this procedure will call for further examination when no examination is warranted in approximately 1 out of 100 dwelling units tested.

TESTING TIMES:

For the Lead-in-Paint K+L variable reading time mode, the instrument continues to read until it is moved away from the testing surface, terminated by the user, or the instrument software indicates the reading is complete. The following table provides testing time information for this testing mode. The times have been adjusted for source decay, normalized to the initial source strengths as noted above. Source strength and type of substrate will affect actual testing times. At the time of testing, the instruments had source strengths of 26.6 and 36.6 mCi.

Testing Times Using K+L Reading Mode (Seconds)						
	All Data			Median for laboratory-measured lead levels (mg/cm^2)		
Substrate	25th Percentile	Median	75th Percentile	Pb < 0.25	0.25 ≤ Pb<1.0	1.0 ≤ Pb
Wood Drywall	4	11	19	11	15	11
Metal	4	12	18	9	12	14
Brick Concrete Plaster	8	16	22	15	18	16

CLASSIFICATION RESULTS:

XRF results are classified as positive if they are greater than or equal to the threshold, and negative if they are less than the threshold.

DOCUMENTATION:

A document titled *Methodology for XRF Performance Characteristic Sheets* provides an explanation of the statistical methodology used to construct the data in the sheets, and provides empirical results from using the recommended inconclusive ranges or thresholds for specific XRF instruments. For a copy of this document call the National Lead Information Center Clearinghouse at 1-800-424-LEAD.

This XRF Performance Characteristic Sheet was developed by the Midwest Research Institute (MRI) and QuanTech, Inc., under a contract between MRI and the XRF manufacturer. HUD has determined that the information provided here is acceptable when used as guidance in conjunction with Chapter 7, Lead-Based Paint Inspection, of HUD's *Guidelines for the Evaluation and Control of Lead-Based Paint Hazards in Housing*.

APPENDIX B

United States Environmental Protection Agency

This is to certify that

Theodore P Stude

has fulfilled the requirements of the Toxic Substances Control Act (TSCA) Section 402, and has received certification to conduct lead-based paint activities pursuant to 40 CFR Part 745.226 as:

Risk Assessor

In the Jurisdiction of:

All EPA Administered Lead-based Paint Activities Program States, Tribes and Territories

This certification is valid from the date of issuance and expires April 05, 2020

LBP-R-102140-1

Certification #

December 09, 2016

Issued On

Adrienne Priselac, Manager, Toxics Office

Land Division

United States Environmental Protection Agency

This is to certify that

Western Technologies

has fulfilled the requirements of the Toxic Substances Control Act (TSCA) Section 402, and has received certification to conduct lead-based paint activities pursuant to 40 CFR Part 745.226

In the Jurisdiction of:

All EPA Administered Lead-based Paint Activities Program States, Tribes and Territories

This certification is valid from the date of issuance and expires February 10, 2021

LBP-2695-1

Certification #

January 19, 2018

Issued On

Michelle Price, Chief

Lead, Heavy Metals, and Inorganics Branch

Eloy Elementary School District
Eloy Primary School – Lead-Based Paint Inspection
1000 North Curiel Street
Eloy, Arizona 85131
Photographic Log
WESTERN TECHNOLOGIES INC.

WT Job No.: 2188JH269 Date: August 8, 2018

Picture 1 – East side exterior of Building 5 (RPA Building H).

Picture 2 – South side exterior of Building 6 (RPA Building A - West).

Picture 3 – South side exterior of Building 7 (RPA Building A – East).

Picture 4 – South side exterior of Building 8 (RPA Building B – West).

Picture 5 – South side exterior of Building 9 (RPA Building B – East).

Picture 6 – South side exterior of Building 10 (RPA Building C – West).

Picture 7 – South side exterior of Building 11 (RPA Building C – East).

Picture 8 – North side exterior of Building 12 (RPA Building D – West).

Picture 9 – North side exterior of Building 13 (RPA Building D – East).

Picture 10 – North side exterior of Building 14 (RPA Building F).

Picture 11 – West side exterior of Building 14 (RPA Building F).

Picture 12 – Roof of Building 14 (RPA Building F).

Picture 13 – South side exterior of Gymnasium (RPA Building G).

Picture 14 – Roof of Gymnasium (PRA Building G).